

Ancient Greek Theatre


Task: write a description of the Greek theatre (information text to share with your family at home and online)

- visit www.ancientgreece.co.uk/festivals and click on Explore to remind yourselves about the history and different parts of the ancient Greek theatre
- read different sources of information
- decide on the subject for each of your key paragraphs (e.g. purpose, sites of surviving theatres, famous playwrights, parts of the theatre, etc.)
- make notes as you read different sources of information
- use your notes to write in your own style and sentences
- you could include a labelled drawing / image
- this will take more than one session 😊

Presentation:


1. Purple Mash – complete ‘All About Greek Theatre’

Type ‘Greek theatre’ into the search box





Click on ‘All About Greek Theatre’

Launch App



2. Your choice – e.g. Word doc or handwritten. You could fold a sheet of paper into 3 in different ways -



You can create a tri-fold brochure on Word, too.

1. Open Word and create a new Blank Document.
2. Select File > Page Setup.
3. Ensure that the page is set to be A4 and Landscape and press Ok.
4. In the Layout tab select Margins and choose Narrow Margins.
5. In the Layout tab select Columns and select 3 Columns.
6. Add your content to the brochure and you are ready to go!

Some sources of information:

Info on Purple Mash (see above – info is available once you have launched the App)

https://kids.kiddle.co/Theatre_of_ancient_Greece

<https://www.historyforkids.net/ancient-greek-theatre.html> [but remember this is an American site so don't use the American spelling for theatre; and ignore the reference to marble seats – more likely to have been limestone]

<https://greece.mrdonn.org/theatre.html> [again, an American site so watch out for 'honor' 😊]