



Darwin Class - RECEPTION Remote Learning (Week 4)

Week beginning 25th January 2021

Below is a plan of activities. All documents and websites needed are listed below and are on the school website on the class page.

Each session is expected to take between 15 minutes – 30 minutes. Mrs Jackson and Mrs Smith are available via email for any clarification, guidance or help and we aim to reply within 24 hours. Please only email one member of staff to deal with your enquiry.

Clare.smith@buckminster.leics.sch.uk

Hannah.jackson@buckminster.leics.sch.uk

Please add pictures of your child's work to your **Tapestry account** during the week, we will aim to provide regular feedback for you and the children on this platform.

Maths Games from Thursday's Zoom:

<https://www.topmarks.co.uk/maths-games/mental-maths-train>

<https://www.topmarks.co.uk/addition/addition-to-10>

LEARNING ACTIVITIES ON TWINKL GO



Click on / Type this link into the URL bar <https://www.twinkl.co.uk/share>

(select 'I don't have a username' underneath username box – usually a green box)


Type in TWINKL GO Pin Code: **RU3849**

(Any problems email Mrs Smith)

WEEK BEGINNING 25.1.21

	Morning 1 Phonics	Morning 2 Maths	Afternoon 1 Literacy	Afternoon 2 Other
Monday	<p>Mr's Jackson's zoom phonics at 9am please use last week's link.</p> <p>Phonics focus – Y If you can't join us please Practice making the 'y' sound as y y y yack or y y y yellow and write a list of y words.</p>  <p>Bounce: y-y-y-yak Handwrite: Draw a horn up a horn and under his head.</p>	<p>The Number 7 Can you practise writing the number 7? Count up and back to 7 – remember 0 What number comes before and after 7 Have a look around your house – how many number 7s can you find? Do you have a fancy 7 seven anywhere – maybe you could spot 7s outside on a walk?</p> <p>Complete SOME of the number 7 learning challenges</p>	<p>Read the story of The Runaway Chapati from the PowerPoint in the files together. Can you think of any traditional tales that seem quite similar?</p> <p>Talk about these questions. What is a chapati? Why did the little girl want to eat it? Who came running after the chapati? Where do you think the chapati ended up in the end? In your books draw a picture of something that you would like to eat and add a label and/or sentence to say what it is and why you like it.</p>	<p>Music At Christmas we learnt some Makaton signing and signing songs. Here Mr Tumble sings the colours of the rainbow song, could you try to learn it too? https://www.bbc.co.uk/cbeebies/watch/playlist-something-special-nursery-rhymes?collection=playlist-collection</p>
Tuesday	<p>Phonics focus z</p>  <p>RWI phrase- zig zag zig!</p> <p>Practice making the z sound and writing it, the rhyme is zig, zag, zig I've added an initial sounds sorting mat to the files that your child could have a go at to revise the sounds we have been looking at.</p>	<p>The Number 7 Say a number up to 5/10– what is the next number / the number before? Practise with several numbers to get quicker.</p> <p>Add numbers 0-9 to a number line (Print off sheet or draw on a piece of paper) – copy or trace if needed (extra practise sheet on website if needed) Fill in some numbers - add the missing ones</p> <p>Complete the I SPY Number 7 sheet Can you draw 7 blue circles, 7 stars, 7 snowmen?</p>	<p>Look at yesterday's PowerPoint again, what is the rhyme that is said over and over again? Could you draw a picture of the chapati and write the first sentence of the rhyme in a speech bubble?</p>	<p>Cleaning your teeth It's a battle I'm sure we all have getting our children to clean their teeth properly! Can you get them to tell you why it is important that we do it properly - in a fun way -could they give you instructions on how to brush your or a sibling's teeth?</p>

Wednesday	<p><u>Phonics focus zz</u></p> <p>The 'zz' sound is very similar to the 'z' sound just longer.</p> <p>I've added some real and nonsense word cards to the files for you to go through with your child. These don't need to be printed, they could be used on screen or written down. Support your child to make the sounds and then blend them into a word before deciding if the word is real or fake.</p>	<p><u>Adding 2 groups</u></p> <p>Using 5 object practise putting them in groups 3+2/4+1 etc (try with 10 when confident with 5)</p> <p>Put 5 objects out (close eyes while take some away) How many were removed? Can you try with 10 objects?</p> <p>Complete the Ladybird number bonds to 5 sheet and the Robot number bonds to 5 sheet</p>	<p>Pick one of the characters that are after the chapati in the story (girl, monkey, dog or crocodile) can you think of any words to describe the character?</p> <p>E.g. The crocodile has green scaly skin and sharp white teeth. Write a few words around your picture.</p>	<p><u>Helping to make some food</u></p> <p>It could be anything from a sandwich to cakes or even a meal for the whole family! The choice is yours.</p> <p>Before you start think about what people in your house like to eat, make sure you are making something everyone else will like.</p> <p>If you have to measure out ingredients make sure you help your adult with the numbers.</p> <p>Safely help your adult prepare your sandwich/cake/meal. If you can pop a picture of you with your creation on Tapestry that would be wonderful.</p>
Thursday	<p><u>Phonics focus qu</u></p> <p>Watch https://www.youtube.com/watch?v=JpyASJYqIKs</p> <p>Then have a go at the qu sheet in files</p>	<p>Zoom Maths Session 9.00am With Mrs Smith <u>Adding 2 groups</u></p> <p>It would be handy to have 10 objects (pasta, counters, lego – which the children can count to support them when adding 2 numbers)</p> <p>Also have some scrap paper and pencil ready so children can join in -</p> <p>Afterwards – Complete some of the activities on the total number of items sheet</p> <p>Start with totals to 5 and move to 10 when confident</p>	<p>In the story the tiger gets the chapati, could you make a warning poster?</p> <p>Draw a picture of the tiger and write a warning to the chapati on it.</p> <p>You could even ask your adult to help you find out about the colours used in warning posters we see every day so that you can use them in your poster.</p>	<p><u>PE</u></p> <p>You could have a go at cosmic yoga https://www.youtube.com/watch?v=7NWzS2xzil4</p> <p>Or maybe you could create an obstacle course in your house and see how fast you can do it?</p>

Friday	<p><u>Tricky word - was</u></p> <p>Practice writing the word and saying it, can you go on a word hunt and find it in any of your books at home?</p> <p>Have a go at the sheet in the files on the school website.</p>	<p><u>Practise number bonds to 5 activities</u> (see sheet for lots of ideas to practise – if confident with 5, try 10)</p> <p>Complete the missing number sheet – maybe you can make your own missing number sheet (try up to 15/20 for the next step)</p> <p><u>EXTRA:</u> Complete the adventures of number 7 sheet</p>	<p>The story is very like <u>The Gingerbread Man</u> story we all know. I've included a PowerPoint of The Gingerbread Man story in the files and a story sequencing map for you to have a go at.</p>	<p><u>ICT</u></p> <p>Follow the link to the j2code page, have a go at year 1 lesson 1 https://www.j2e.com/j2code/</p> <div data-bbox="1733 277 2092 541"> <p>Year One / Two</p> <p>Lesson One</p>  </div>
--------	--	---	---	---